



PCGT – SIMPLIFIED CLEANING INSTRUCTIONS




Cleaning the Curtis Primo Cappuccino GT Hot Beverage Dispenser....

CAUTION - Do not use cleansers, liquid bleach, powders or any other substance containing chlorine. These products promote corrosion and will pit the stainless steel. THE USE OF THESE PRODUCTS WILL VOID YOUR WARRANTY.

CLEAN CANISTERS

Clean product canisters and surrounding areas.



RINSE

Rinse whipping chambers. Place a container under the dispensing spout to catch the rinsing water.

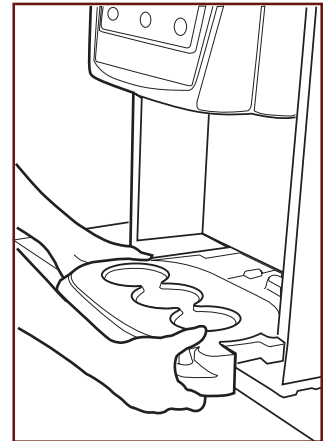
First, press and hold WASH button.

Then press STATION to rinse

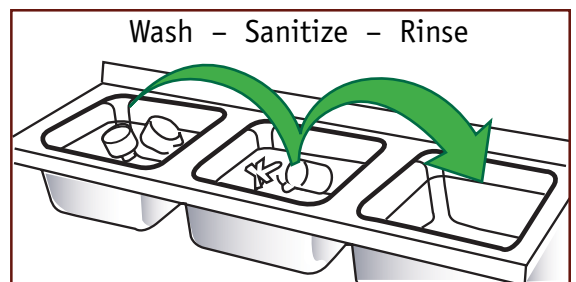


EMPTY DRIP TRAY

Slide out drawer and wash out tray.

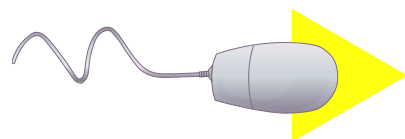


CLEAN PARTS



WILBUR CURTIS COMPANY, INC.

6913 Acco Street, Montebello, CA 90640-5403
Telephone: 800-421-6150 323-837-2300
Fax: 323-837-2406



find the latest on the web at
www.wilburcurtis.com