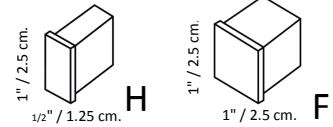




## SPIKA NG 125/ NG 175/ NG 215/ NG 285



SPIKA NG 125  
143 Lbs. / 65 Kg.



SPIKA NG 175  
214 Lbs. / 97 Kg.



SPIKA NG 215  
239 Lbs. / 109 Kg.



SPIKA NG 285  
312 Lbs. / 142 Kg.

Daily Ice Production

All SPIKA models available Half (H) or Full (F) dice. Air (A) or Water (W) cooled.

### Standard Features



**NEW WATER DISTRIBUTOR:** Increases resistance against scale build up. Easily removable and cleanable.



**INLET WATER CONNECTION THROUGH EVAPORATOR:** Helps to harvest; precools water; assists energy recovery.



**SEAL-LESS PUMP OUTSIDE ICE ZONE**



**ELECTROMECHANICAL CONTROLS:** The machine works with electromechanical timer and thermostats. Simple, easy to comprehend and service. High reliability and low maintenance expense.



**DUAL SWITCH:** External switch allows to turn the machine on/off easily. Removing the top cover, we have the ice/wash switch on one side of the electrical box.



**STRONG INOX FRAME. 304 STAINLESS STEEL CONSTRUCTION:** Box-type frame with stainless steel supports, makes the machine stronger and allows servicing operation without disassembling the entire machine.



**EASY ACCESS FOR SERVICE AND INSTALLATION:** Designed to have better access to all components making installation and servicing operations easier. One person can disassemble the entire machine with a basic screwdriver.



**FRONT VENTILATION:** Condensing unit permits 100% front ventilation, air inflow and outflow through the front grill, thus permitting embedded installation.



**INSULATED STORAGE BIN:** Storage bin with polyurethane foam insulation gives higher rigidity with lower heat transmission. Isolated but not refrigerated bins.



**OPERATING LIMITS:** Tropicalized machines (Class T); Suitable for low temperature environments of 41° (5°C) Air and Water and high temperature environments of 109°F (43°C) (Air), 95°F (35°C) (Water) Water pressure: Min. 10 psi. (0.7 bar.)/ Max. 85 psi. (6 bar.).  
NOTE: Install a pressure reducer if water inlet pressure is more than 85 psi. (6 bar.).



**ELECTRICAL SPECIFICATIONS:** 115V/60Hz./1 - Fuse Size 15 - Nema Plug Type 5-15P. Also available 208-230V/60Hz. - 220V/50Hz. (Special order only. Restrictions may apply. Contact dealer for details.)



**MORE ENERGY EFFICIENT:** SPIKA Series are Energy Star® qualified machines, reducing water and electricity consumption.



**WARRANTY:** 36 months parts and labor + 24 additional months parts on compressor and evaporator. Valid in the U.S. and Canada. Contact ITV for warranty in other countries.

SPIKA UNDER THE COUNTER NG 125/ NG 175/ NG 215/ NG 285 ICE CUBE MAKERS



ICE MAKERS

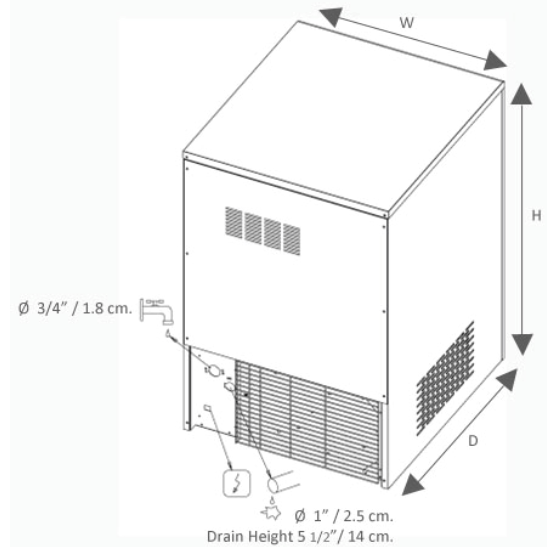
SPIKA NG 125/ NG 175/ NG 215/ NG 285



### Dimensions (Inch./Cm.)

SPIKA	W	D	H
NG 125	21 1/8" / 54 cm.	23 3/8" / 60 cm.	31 1/4" / 80 cm.
NG 175	26" / 66 cm.	27 5/8" / 70 cm.	33" / 84 cm.
NG 215			
NG 285	30" / 76 cm.	30" / 76 cm.	

Dimensions do not include adjustable legs from 6" (15.2 cm.) to 6.5" (16.5 cm.)



### General Specifications

SPIKA	Production				Cubes Cycle	Storage Lbs./ Kg.	Water Usage gal./hr. / l./ hr. 90°F/70°F	Kwh/ 100 lbs.	Power W	Amps.	R404A oz.	Net Weight Lbs./ Kg.
	70°F Air/50°F Water		90°F Air/70°F Water									
	Lbs./ 24 h.	Kg./ 24 h.	Lbs./ 24 h.	Kg./ 24 h.								
17064 NG 125 A 1 H	143	65	107	49	150	44/20	1.80/6.70	11.00	430	6	11.30	115/52
17055 NG 125 W 1 H	143	65	107	49	150	44/20		7.92	470	6	11.30	115/52
18064 NG 125 A 1 F	146	66	114	52	75	44/20	1.80/6.70	10.42	473	6	11.30	115/52
18065 NG 125 W 1 F	146	66	114	52	75	44/20		7.61	470	6	11.30	115/52
17094 NG 175 A 1 H	214	97	166	75	240	81/37	2.38/9.00	7.95	550	5.5	18.36	148/67
17095 NG 175 W 1 H	214	97	166	75	240	81/37		5.8	550	5.5	18.36	148/67
18094 NG 175 A 1 F	192	87	157	71	120	81/37	2.38/9.00	8.33	550	5.5	18.36	145/66
18095 NG 175 W 1 F	192	87	157	71	120	81/37		6.08	550	5.5	18.36	145/66
17114 NG 215 A 1 H	239	109	204	93	240	81/37	3.40/12.90	7.07	650	6	22.95	154/70
17115 NG 215 W 1 H	239	109	204	93	240	81/37		5.16	650	6	22.95	154/70
18114 NG 215 A 1 F	226	103	185	84	120	81/37	3.40/12.90	8.37	600	6	22.95	152/69
18115 NG 215 W 1 F	226	103	185	84	120	81/37		6.11	650	6	22.95	152/69
17144 NG 285 A 1 H	312	142	251	114	288	108/49	4.30/16.40	6.9	730	8.7	29.30	187/85
17145 NG 285 W 1 H	312	142	251	114	288	108/49		5.04	710	8.7	29.30	187/85
18144 NG 285 A 1 F	323	146	267	121	144	108/49	4.30/16.40	7.35	710	8.7	29.30	185/84
18145 NG 285 W 1 F	323	146	267	121	144	108/49		5.36	710	8.7	29.30	185/84

A: Air—Cooled / W: Water—Cooled / H: Half Dice / F: Full Dice / 1: 115V/60Hz/1 . Qualified Unit as Energy Star.

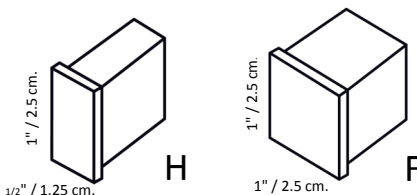
Water cooled units available special order only, restrictions may apply. Please contact your dealer for details.

Shipping Weight: NG 125: 134.4 Lbs. (61 Kg.) / NG 175: 179 Lbs. (81 Kg.) / NG 215: 179 Lbs. (81 Kg.) / NG 285: 179 Lbs. (81 Kg.)

Due to our continuous efforts for improving and developing our range of products, ITV Ice Makers, Inc. reserves the right of changing features with no previous notice.

### Ice Shapes

HALF DICE & FULL DICE



AUTOQUOTES

ITV ICE MAKERS, Inc.  
3325 NW 70th. Ave.  
Miami, FL 33122-1332

Ph. +1 786-369-7480 / Fax. +1 786-369- 7481  
Service Toll Free. +1 888-ITV 1 ICE (+1 888-488-1423)  
www.itvice.com

FOR SALES. sales@itvice.com  
FOR SERVICE. service@itvice.com



ISO 9001:2008  
CERTIFICATION

© 2013 ITV Ice Makers, Inc