



Ovens

ADVANCE PLUS ovens

GAS ADVANCE PLUS OVEN, APG-201

19011174

DIMENSIONS

		Article	Packed
Length	mm	929,00	1.000,00
Depth	mm	964,00	1.100,00
Height	mm	1.841,00	2.000,00
Weigth	Kg	333,00	366,00
Volumen	m3	1,65	2,20

ELECTRICITY

Electric power	KW	
230V -1+N		2,00
230V - III		2x1,5+T - 10 A
400V - III+N		

PLUMBING - WATER

Water consumption (lit/h)	30,00
Pressure (Kg/cm2)	0,5 - 8

GAS

Power	KW	36,00
	Kcal/h	30.960,00
LPG	Consumption (kg/h)	2,54
	Pressure (g/cm2)	37,00
Natural Gas	Consumption (m3/h)	3,28
	Pressure (g/cm2)	18,00

STEAM

Not used

AIR

Not used

LEVEL SOUND

(dB) **62,00**

Certificate EQNET- CE

99AR313

GAS ADVANCE PLUS OVEN, APG-201

High quality, fast cooking :
- Professional quality and perfect results
- Easy to use and efficient

Capacity for 20 1/1-GN trays.
Stainless steel burner with electronic control system with sparking plug ignition.

Frequency modulation for the convection burner.

"Touch control" screen.

4 cooking methods: Steam, Adjustable Steam (Humidity control during cooking), Regeneration and Convection (up to 300°C).

Preheating option.

Fagor Easy cooking mode.

Fagor Cooking, range of cooking programmes.

Fagor Multi-Tray System, control cooking by tray.

Delayed programming for: Cooking, Low-temperature cooking and Washing.

Memory function: records the different cooking methods used.

3 Speeds - 2 power ranges.

Cold-Down chamber cooling system.

"Auto-reverse" system to reverse fan rotation.

5 wash programmes.

Multisensor temperature probe.

PC management software: History, recipes. HACCP, manuals...

HACCP cooking data recording system.

Steam generator equipped with limescale detector.

Steam generator automatically empties every 24 hours of cooking.

Semi-automatic limescale removal system.

Error detection system. "Repair service" mode system.

IPX-5 protection.

Retractable shower.

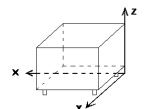
Built-in trolley and structure for trays.

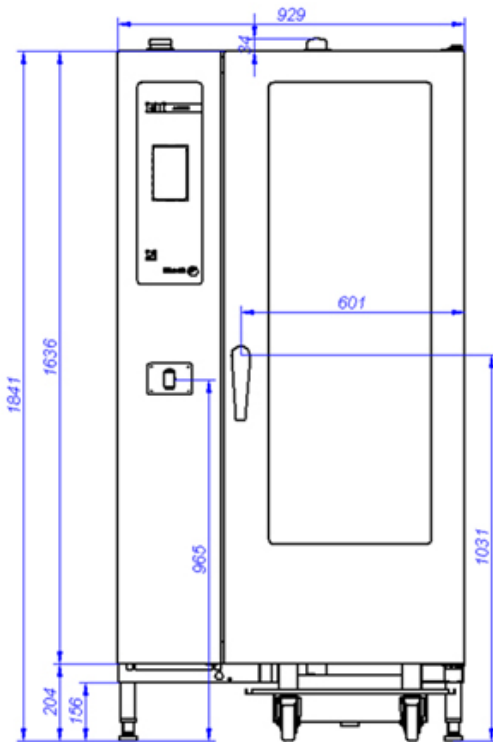
Power intake: 230 V -1+N- 2 kW.

Gas heating capacity: 30,960 Kcal/h. (36 kW).

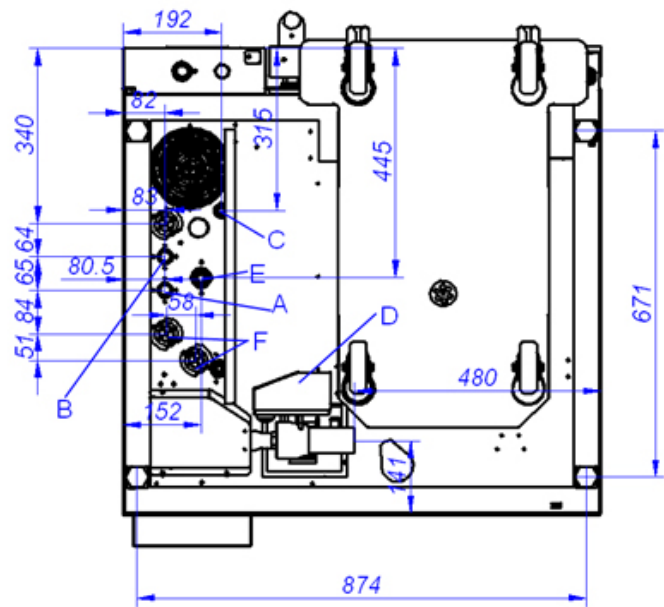
Dimensions: 929 x 964 x 1,841 mm.

Connections points	X	Y	Z	Diameter	Information
ELECTRICITY	843	835	110		Prever Interruptor diferencial
COLD WATER	847	494	110	3/4"	Prever llave de corte en la toma
DRAIN	395	160	110	1"	
SOFT COLD WATER	847	559	110	3/4"	Prever llave de corte en la toma
EXHAUST	627	279	1.877	120	
GAS	737	518	110	R.3/4"G	Prever regulador y llave de corte individual

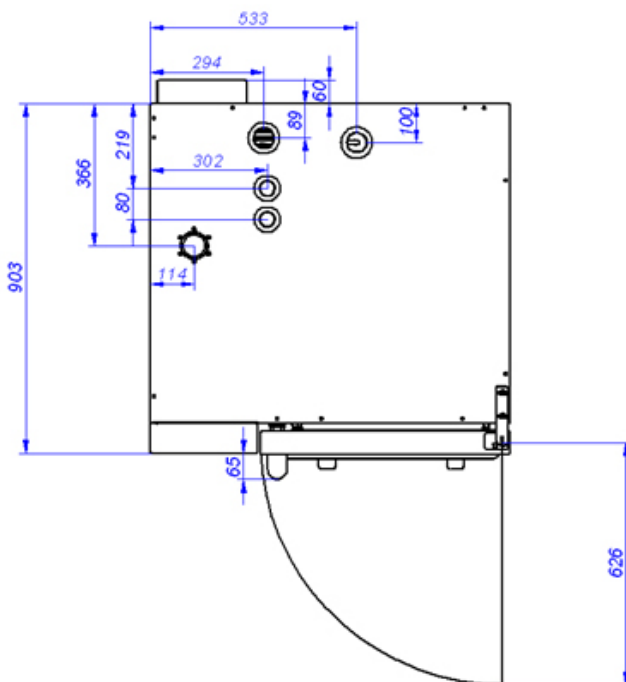




APG-201



VISTA DE LA BASE DESDE LA PARTE INFERIOR
VIEW FROM THE BOTTOM OF THE MACHINE



A: Entrada de agua blanda
B: Entrada de agua dura
D: Desagüe

C: Alimentación eléctrica

E: Entrada de gas

F: Entrada de aire

A: Soft water inlet

B: Water inlet

D: Drain

C: Electrical connection

E: Gas inlet

F: Air