

SB-1 Half-Size Knock Down Rack

Project _____

Item _____

Quantity _____



SIZE:

SB-1 - 31-5/8" High, 21-7/16" Wide, 27-1/2" Deep
803 mm High, 545 mm Wide, 699 mm Deep

NU-VU's **SB-1** knock down racks are easy to assemble with thumbscrews, requiring no special tools.

The SB-1 holds either 18" x 26" full-size, or 13" x 18" half-size sheet pans.

CONSTRUCTION:

- Tubular frame

NU-VU® SB-1 Half-Size Knock Down Rack

STANDARD FEATURES:

- Easy assembly
- Full size top
- Heavy duty casters


LABORATORY CERTIFICATION AND APPROVAL



NU-VU® Food Service Systems

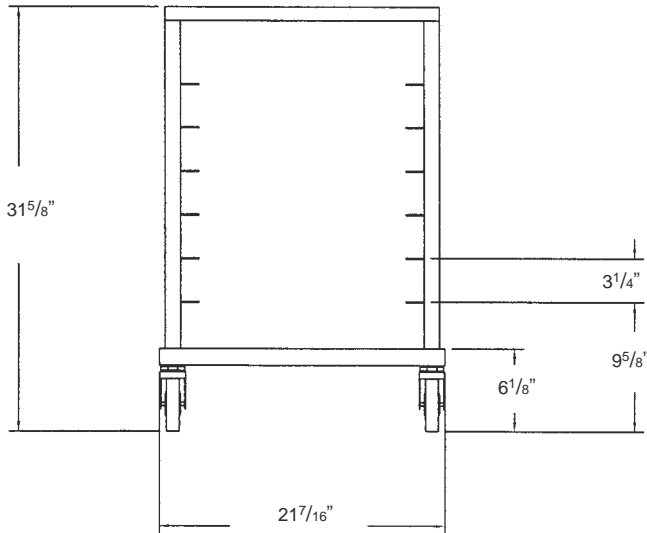
www.nu-vu.com
5600 13th Street
Menominee, MI 49858

1-800-338-9886 Toll Free
1-906-863-4401 Phone
1-906-863-5889 Fax




Approval / Stamp

SB-1 Half-Size Knock Down Rack



FRONT



SIDE

SPECIFICATIONS:

LISTINGS:

The SB-1 has NSF listings.



CAPACITY:

	18"x26" Sheet Pans	13"x18" Sheet Pans	Spacing
Cabinet	7	14	3-1/4"

DIMENSIONS:

	Height	Width	Depth
Exterior	31-5/8"	21-7/16"	27-1/2"
Interior	24-1/2"	18-1/4"	26-5/8"

PACKING SIZE:

5" High, 28" Wide, 28" Deep
(127 mm High, 711 mm Wide, 711 mm Deep)

SHIPPING WEIGHT:

30 pounds (14 Kg), FOB Menominee, MI 49858

NU-VU® SB-1 Half-Size Knock Down Rack